

Business Philosophy

We do not seek merely to expand our business volume. Rather, we are dedicated to the use of our unique, innovative technology to contribute to the culture, benefits and welfare of people throughout the world.

It is the intention of our corporation to grow hand-in-hand with our employees, encouraging and aiding them to reach their full potential and improve their standard of living.

Our future prosperity is directly linked to the prosperity of our customers, dealers and shareholders ...indeed, the entire Sharp family.

Business Creed

Sharp Corporation is dedicated to two principal ideals:  
**"Sincerity and Creativity"**

By committing ourselves to these ideals, we can derive genuine satisfaction from our work, while making a meaningful contribution to society.

Sincerity is a virtue fundamental to humanity ... always be sincere.  
Harmony brings strength ... trust each other and work together.  
Politeness is a merit ... always be courteous and respectful.  
Creativity promotes progress ... remain constantly aware of the need to innovate and improve.  
Courage is the basis of a rewarding life ... accept every challenge with a positive attitude.

Corporate Slogan

In step with your future.

Representative Directors

Po-Hsuan Wu, Executive Deputy Chairman  
Masahiro Okitsu, Deputy Chairman

President CEO

Tetsuji Kawamura, President Chief Executive Officer

Business Activities

Mainly manufacturing and sales of telecommunications equipment, electric and electronic application equipment, and electronic components.

Incorporation

May 1935 (Founded: September 1912)

Employees

Consolidated: 34,549  
Japan: 14,657 / Overseas: 19,892 (as of March 31, 2026)

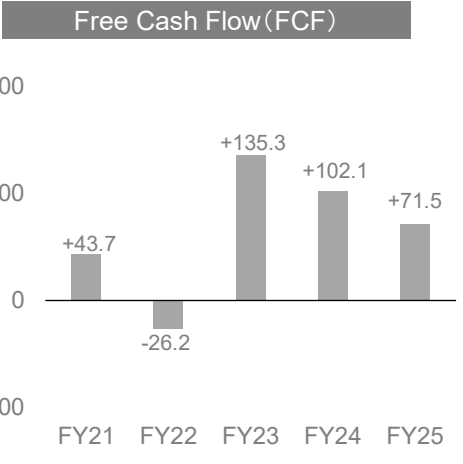
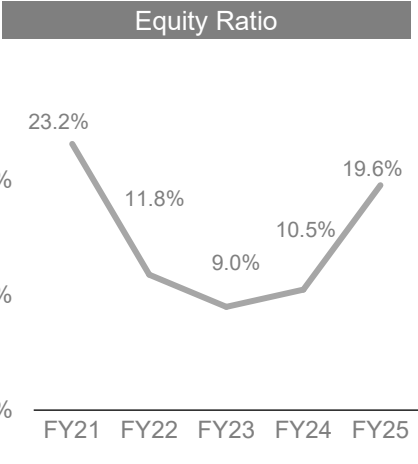
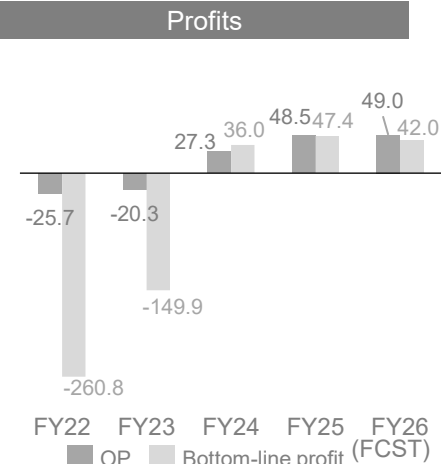
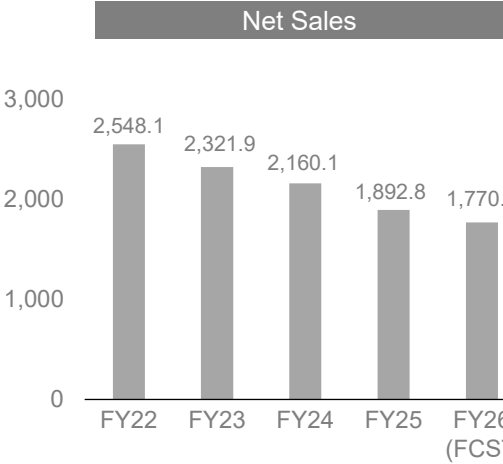
Management Direction

FY2025-2027 Medium-Term Management Plan Progress Updates (on May 12, 2026)  
[https://global.sharp/corporate/ir/event/policy\\_meeting/](https://global.sharp/corporate/ir/event/policy_meeting/)

Statements of Income					
	FY2024 Amount	FY2025 Amount	Y on Y	FY2026 Forecasts Amount	Y on Y
Net Sales	2,160.1	1,892.8	-12.4%	1,770.0	-6.5%
Operating Profit	27.3 (1.3%)	48.5 (2.6%)	+77.6%	49.0 (2.8%)	+0.9%
Ordinary Profit	17.6 (0.8%)	57.9 (3.1%)	+228.3%	39.0 (2.2%)	-32.7%
Bottom-line Profit*	36.0 (1.7%)	47.4 (2.5%)	+31.4%	42.0 (2.4%)	-11.5%

Balance sheets			
	FY2024 Amount	FY2025 Amount	Change
Current	979.8	949.3	-30.5
Non-current	473.9	478.8	+4.9
Assets	1,453.7	1,428.2	-25.5
Current	756.9	1,045.3	288.4
Non-current	529.0	87.5	-441.5
Liabilities	1,286.0	1,132.9	-153.1
Equity	153.3	279.9	+126.6
Net Assets	167.7	295.2	+127.5
Liabilities + Net Assets	1,453.7	1,428.2	-25.5

Statements of Cash Flows			
	FY2024 Amount	FY2025 Amount	Change
Operating CF	-1.5	-0.1	+1.4
Investing CF	+103.7	+71.7	-32.0
Financing CF	-74.7	-105.8	-31.1
FCF	+102.1	+71.5	-30.6






\* Profit attributable to owners of parent

(Billions of yen)

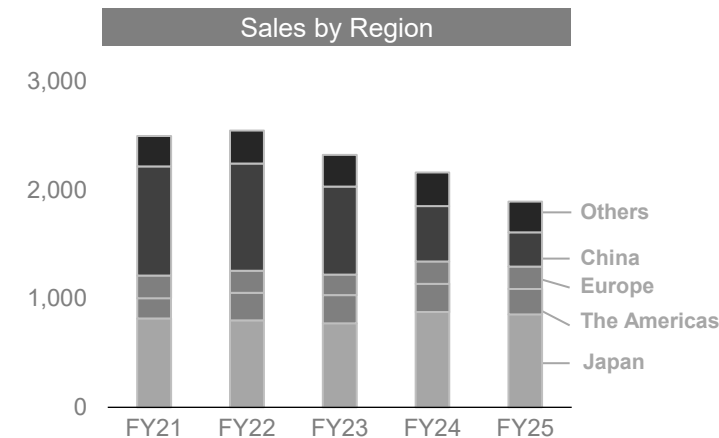
## Business Segment

( Business segments have been changed since FY2025,  
and the information below is showed based on new classification.) (as of March 31, 2026)

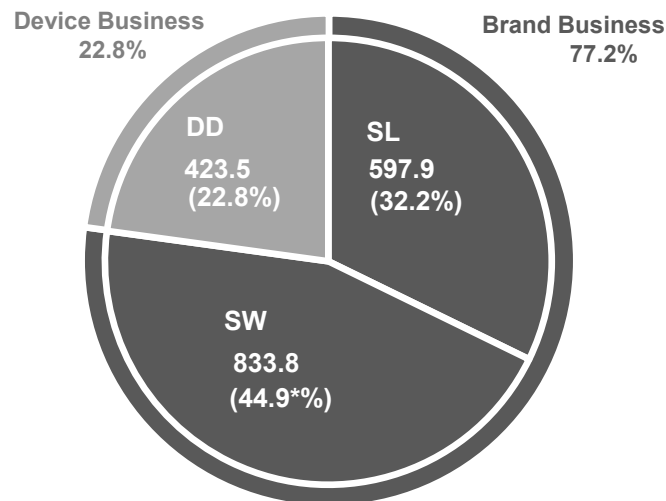
	Brand Business		Device Business
	Smart Life (SL)	Smart Workplace (SW)	Display Device (DD)
Sharp Corp.	<b>Smart Appliances &amp; Solutions Business</b>  <b>TV Systems Business</b>	<b>Smart Business Solutions Business</b>  <b>Mobile Communication Business</b>	—
Subsidiaries	<b>Sharp Energy Solutions Corporation</b>  <b>Sharp Semiconductor Innovation Corporation</b>	<b>Sharp Display Solutions, Ltd.</b>  <b>Dynabook Inc.</b>	<b>Sharp Display Technology Corporation</b>
Main Products			

## Regional Information

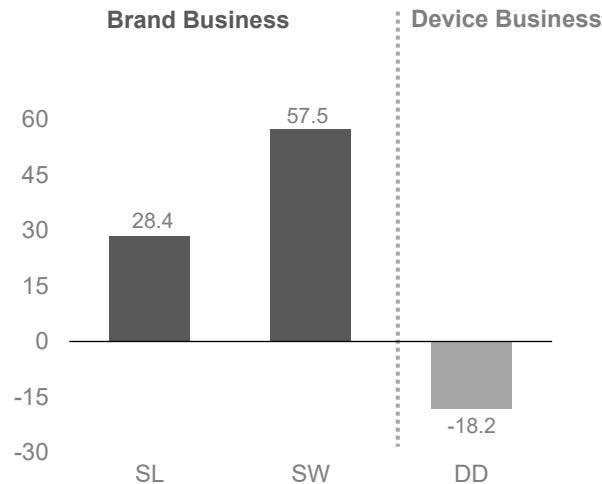
Number of consolidated subsidiaries 116  
(Japan: 19, Overseas: 97) (as of March 31, 2026)



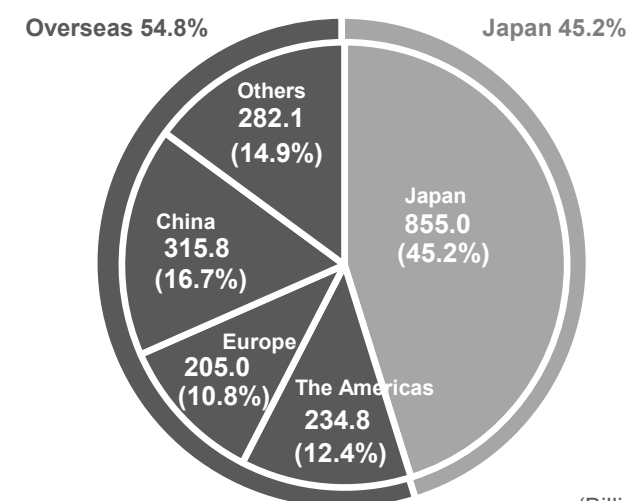
FY2025 Sales by Segment



FY2025 Operating Profit by Segment



FY2025 Sales by Region



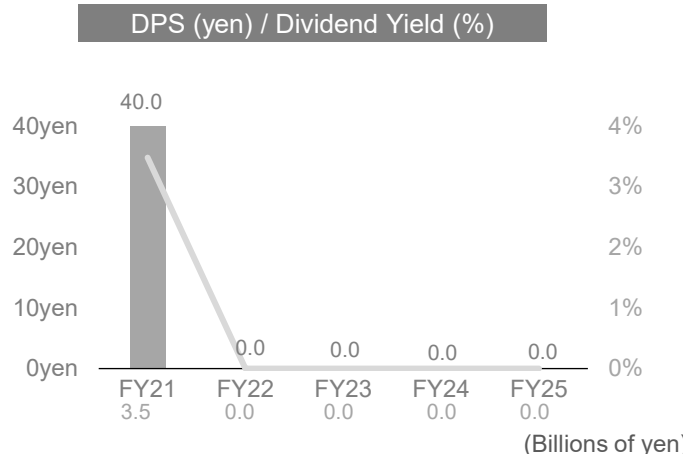
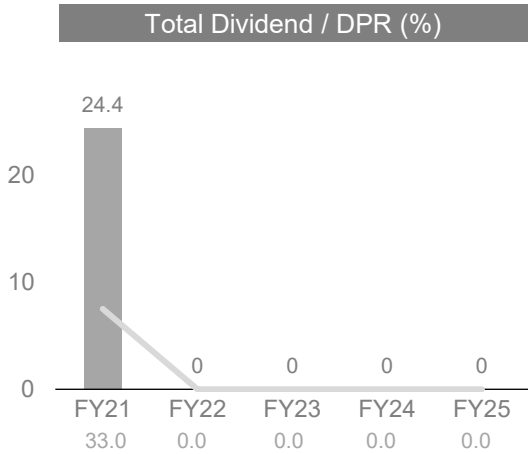
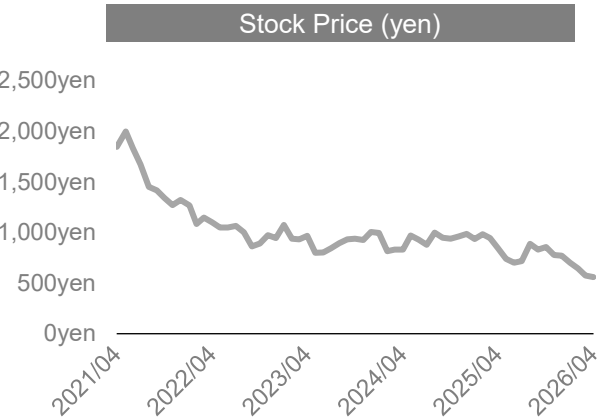
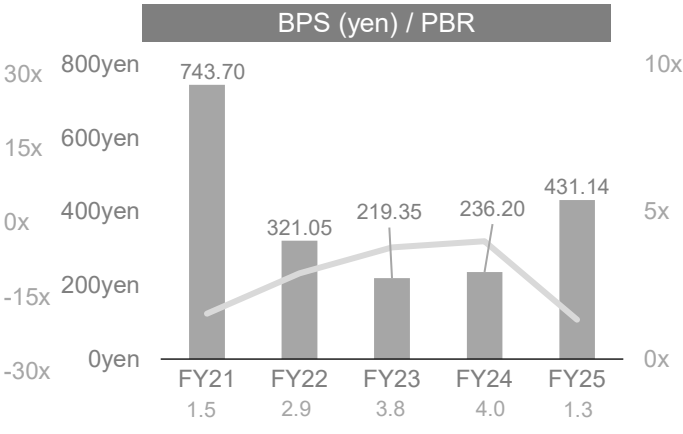
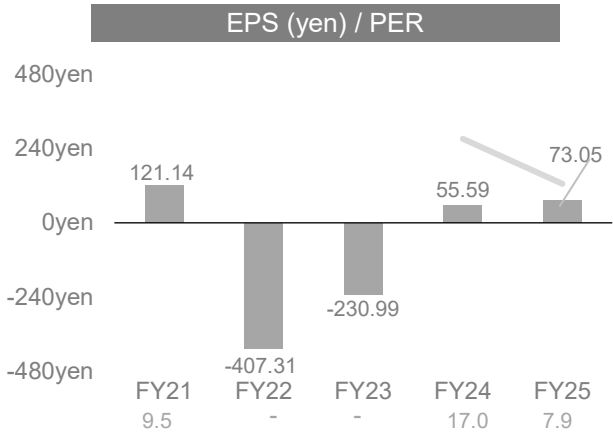
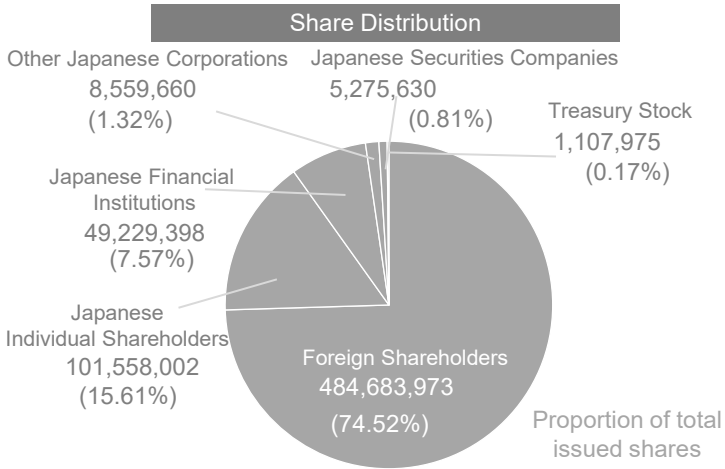
(Billions of yen)

Stock and Bonds

(as of March 31, 2026)

Stock Exchange Listings	Tokyo
Securities Code	6753
Total Number of Shares Authorized	1,000,000,000
Total Number of Shares Issued	650,414,638
Unit of Shares	100
Number of Shareholders	148,417
Fiscal Year	April 1 to March 31

Principal Shareholders		
	Number of shares held	Percentage of total shares
HON HAI PRECISION INDUSTRY CO., LTD.	144,900,000	22.32
FOXCONN(FAR EAST)LIMITED	76,655,069	11.81
SIO INTERNATIONAL HOLDINGS LIMITED	65,373,800	10.07
FOXCONN TECHNOLOGY PTE. LTD. SIO INTERNATIONAL HOLDINGS LIMITED	64,640,000	9.96
CLEARSTREAM BANKING S. A.	37,599,534	5.79
The Master Trust Bank of Japan, Ltd.(Trust Account)	27,249,900	4.20
LGT BANK LTD	26,083,183	4.02
VIGOR WEALTH GLOBAL LIMITED	20,511,045	3.16
Custody Bank of Japan, Ltd.(Trust Account)	7,773,400	1.20
BNYM SA/NV FOR BNYM FOR BNYM GCM CLIENT ACCT E PSMPJ	5,016,000	0.77



## Stock and Bonds (as of April 2, 2026)

### Bond Ratings

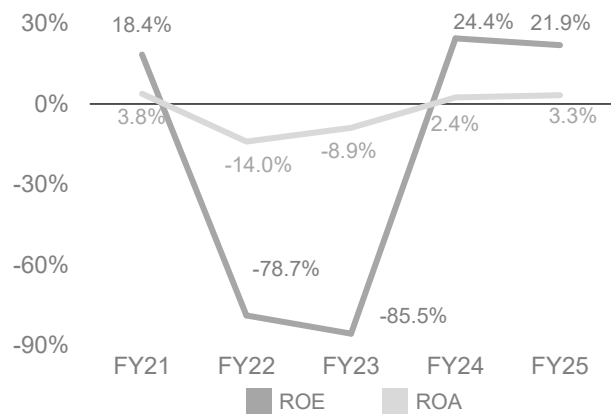
(as of April 2, 2026)

Rating Agency	Long-Term	Short-term
Japan Credit Rating Agency, Ltd	BB-	-
Rating and Investment Information, Inc.	B+	b
S&P Global.	B	B

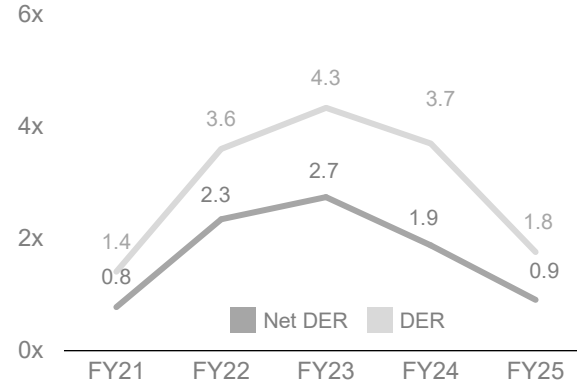
### Bonds

There are no outstanding corporate bonds at present.

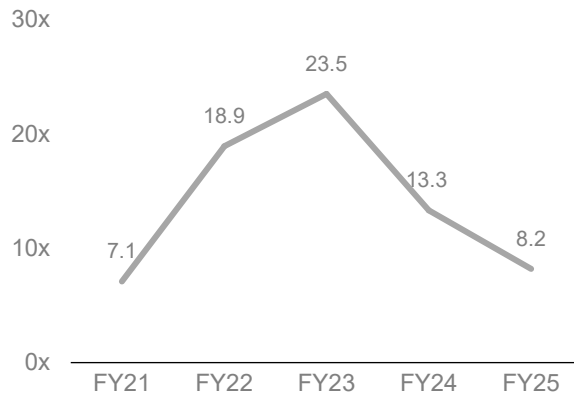
### ROE / ROA



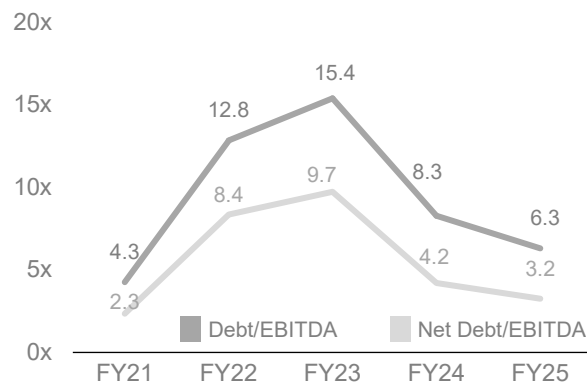
### Net DER / DER



### EV/EBITDA



### Debt/EBITDA / Net Debt/EBITDA



EBITDA = Operating profit + Depreciation and amortization

EV = Market capitalization for common shares and other class shares + Non-controlling interests + Net debt

## Web sites

Corporate site

<https://global.sharp/>

About Sharp

<https://global.sharp/corporate/>

Executives

<https://global.sharp/corporate/info/outline/board/>

A Sharp Journey

<https://global.sharp/corporate/info/history/>

Investor Relations

<https://global.sharp/corporate/ir/>

Annual Report

<https://global.sharp/corporate/ir/library/annual/>

Management Strategy Information Meeting

[https://global.sharp/corporate/ir/event/policy\\_meeting/index.html](https://global.sharp/corporate/ir/event/policy_meeting/index.html)

Financial Material

<https://global.sharp/corporate/ir/library/financial/index.html>

Latest Materials

<https://global.sharp/corporate/ir/download/index.html>

Shareholders' Meeting • Management Meeting

[https://global.sharp/corporate/ir/event/shareholder\\_meeting/index.html](https://global.sharp/corporate/ir/event/shareholder_meeting/index.html)

Corporate Governance

<https://global.sharp/corporate/ir/governance/policy/index.html>

IR Calendar

<https://global.sharp/corporate/ir/event/calendar/index.html>

Sustainability

<https://global.sharp/corporate/eco/index.html>

Sustainability Report

<https://global.sharp/corporate/eco/report/>

Corporate Profile

<https://global.sharp/corporate/info/outline/corporate-guide-en.pdf>

Press Releases

<https://global.sharp/corporate/news/>